

Independent Task

Task

1. Fill in the missing numbers.


62	one fewer	63	one more	64
53	ten fewer		ten more	73

	one fewer		one more	
	ten fewer		ten more	

	one fewer		one more	
	ten fewer		ten more	

2. Now complete these sentences using the support below.


98 is	88.
78 is	88.
89 is	88.
87 is	88.



one more than ten more than
one less than ten less than





 **Monday** English Sheet 1 – Remember to write in whole sentences. Don't forget to include a capital letter and full stop. Try to include adjectives and adventurous words. After you have answered the questions, try drawing a picture of this land.




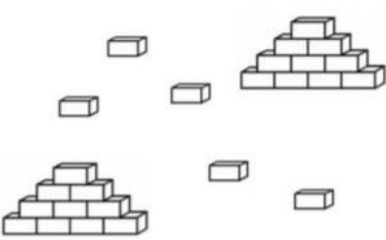
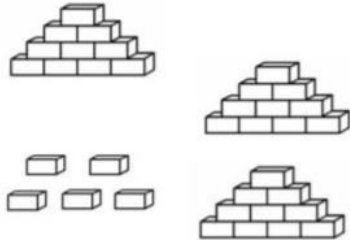
Question time!

- ▶ Who/what are these things that are approaching?
- ▶ Are the people right to be wary?
- ▶ Do you think the new arrivals mean harm or do they come in peace?
- ▶ How many of them do you think they are?
- ▶ Where have they come from?
- ▶ Who is the character telling the story?
- ▶ How will people deal with this 'threat'?
- ▶ Who controls the airships?

This image shows a single sheet of white paper with horizontal blue or grey ruling lines. The lines are evenly spaced and run across the width of the page. There are no margins, text, or other markings on the paper.

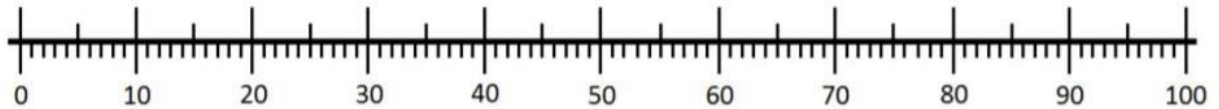
Independent Task

Task

		
Alan has ____ bricks.	Bert has ____ bricks.	Charlie has ____ bricks.

Who has the most bricks? _____

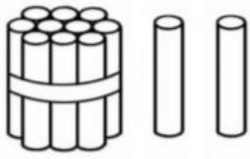
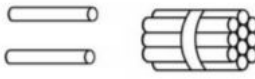
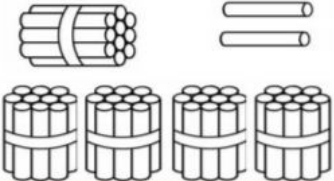
Who has the fewest bricks? _____

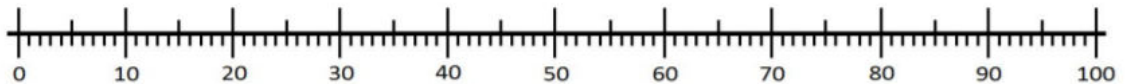


2

Independent Task

Task

		
Daniel has ____ sticks.	Eleni has ____ sticks.	Faris has ____ sticks.



Tick the **true** statements.

Eleni has fewer sticks than anyone else.

☐

Faris has the most sticks.

☐

Daniel has an equal number of sticks to Eleni.

☐
☐

3



Sentence challenge!

Good writers always try to start sentences in different and interesting ways. Can you write a sentence that begins with a noun?

E.g. The warrior, who was nervous at the site that greeted him, gripped his spear tightly.

A comma always follows the noun, and the sentence contains a relative clause in the middle.

- ▶ The warrior, who
- ▶ The horse, who
- ▶ A robot, with

This image shows a single sheet of white paper with horizontal blue or grey ruling lines. The lines are evenly spaced and run across the width of the page. There are approximately 20 lines visible. The paper has a slight shadow on its right side, suggesting it's resting on a surface.





Which sentence are you most proud of? Try drawing a picture of what you see in your imagination when you read your sentence.

Share your writing / picture with a grown up and don't forget to share it on seesaw.



Independent Task

Task 1

tens	ones
	
	





=

tens	ones
	1
7	

is **less** than

Independent Task

Task 2

tens	ones
	
	





=

tens	ones
4	5

is **less** than

Independent Task

Task 3

tens	ones
	
	

=

tens	ones

is **greater** than



Sick sentences!

These sentences are 'sick' and need help to get better. Can you help? Could you add an adverb?

- ▶ The big scary giants were walking.
- ▶ They had massive, big hands and their eyes were shining.



Create your own imaginative sentence.



Independent Task

Task 1

Order these numbers from least value to greatest value.

Draw Dienes to help you to order them.

45	62	31	18	76	92
----	----	----	----	----	----

Least

Greatest

--	--	--	--	--	--

Independent Task

Task 2

Order these numbers from greatest value to the least value.

Draw Dienes to help you to order them.

90	12	35	27	71	49
----	----	----	----	----	----

Least

Greatest

--	--	--	--	--	--

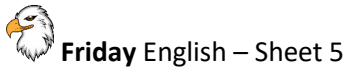


Perfect picture!

Can you design your own giant robot? It could be friendly/helpful, or it could be evil and wicked!

Once you have designed your robot, please label your picture with as much detail as you can. For example, bright red glass eyes.





This image shows a single sheet of white paper with horizontal ruling lines. The lines are evenly spaced and run across the width of the page. There are no margins, text, or other markings on the paper.

I have included my capital letters and full stops	I have used some adjectives. (describing words)	I have used a simile.
I have neat handwriting and have left clear finger spaces.	I have used some adverbs. (describes the verb EG slowly, quickly, carefully etc.)	I have used and, so, but, because.
I have used onomatopoeia. (a sound word EG oozes)		





Place Value Ordering 2-Digit Numbers

13	11	69	56	78	19	68	26	95	88
45	29	36	49	87	90	50	61	57	30

Compare and order the numbers above, from smallest to largest.

Largest

Smallest



Compare and order the numbers above, from smallest to largest.

Smallest

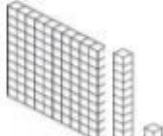


Reading and Writing Numbers to 100 Worksheet

Can you fill out any missing boxes for each of the numbers below? The first one has been done for you to show you what to do.

Numerals	Number in Words	Tens	Ones	Illustration
23	twenty-three	2	3	
17	seventeen			
34				
	fifty-six	5	6	
		5	1	
49				
	eighty three			
				
		7	7	

Challenge

Numerals	Number in Words	Hundreds	Tens	Ones	Illustration
					

Number Partitioning

1.

2	6	7
---	---	---

 =

200

 +

60

 +

7

2.

1	2	4
---	---	---

 =

--

 +

--

 +

--

3.

8	2	4
---	---	---

 =

--

 +

--

 +

--

4.

2	1	3
---	---	---

 =

--

 +

--

 +

--

5.

4	1	1
---	---	---

 =

--

 +

--

 +

--

6.

5	3	2
---	---	---

 =

--

 +

--

 +

--

7.

5	6	2
---	---	---

 =

--

 +

--

 +

--

8.

9	9	9
---	---	---

 =

--

 +

--

 +

--

9.

1	8	3
---	---	---

 =

--

 +

--

 +

--

10.

6	5	4
---	---	---

 =

--

 +

--

 +

--

11.

8	1	2
---	---	---

 =

--

 +

--

 +

--

12.

2	7	0
---	---	---

 =

--

 +

--

 +

--

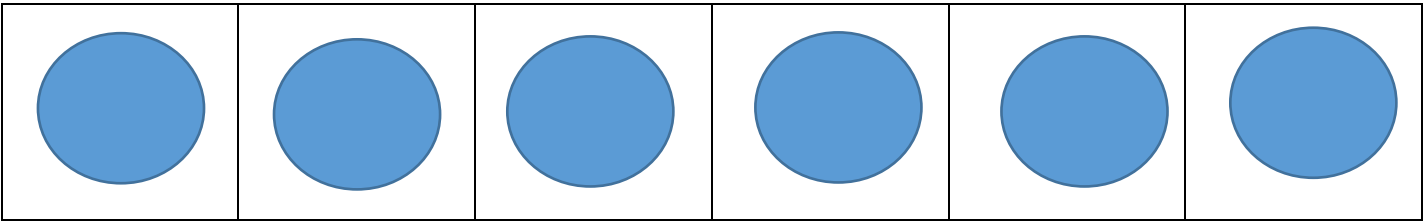

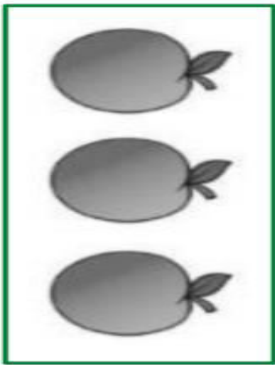
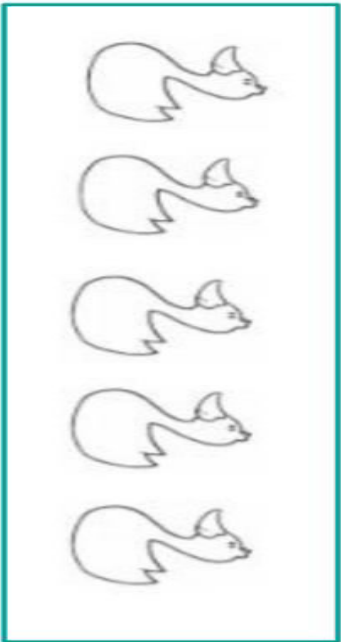



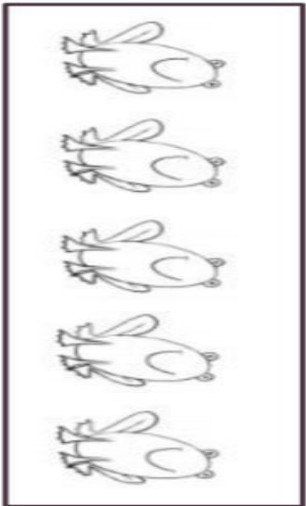



Learning@Home Grid 7 Green Room



Owl resources

Monday Maths - sheet 1





CVC Word and Picture Matching

1 + 2 = 3

cob



sun



sum



hot

CVC Word and Picture Matching



pen



mop



hen



bus

CVC Word and Picture Matching



man



pan



dig



cat

CVC Word and Picture Matching



tin



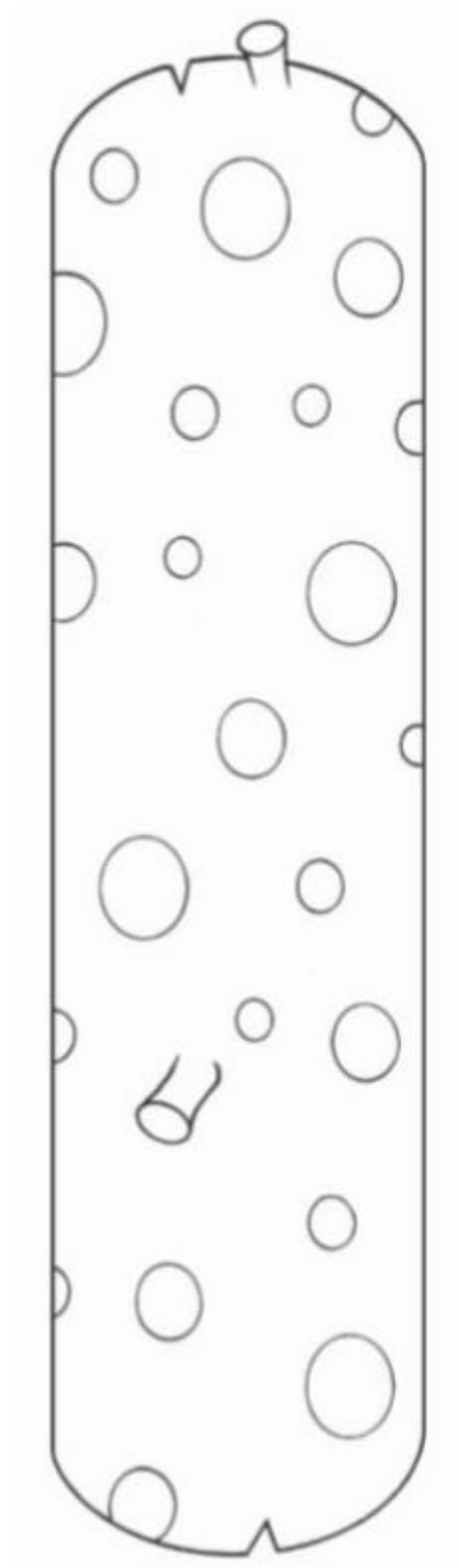
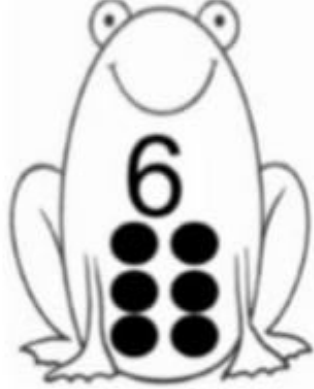
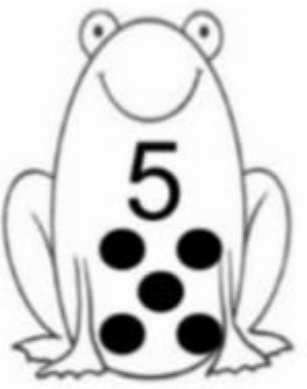
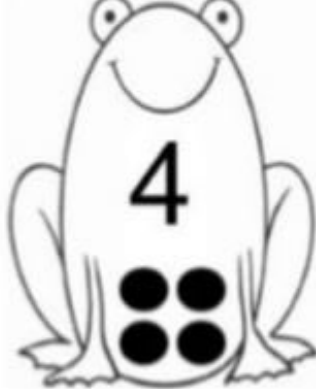
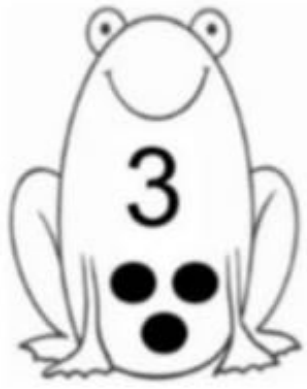
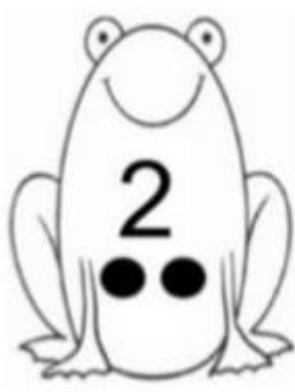
sit



tap



zip





I Spy and Read

Draw a line to the matching picture when you have read each word.

sock

sack

neck

tick



net

pen


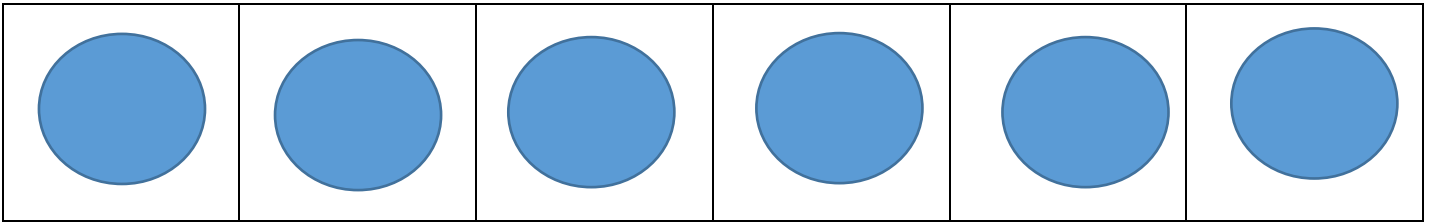
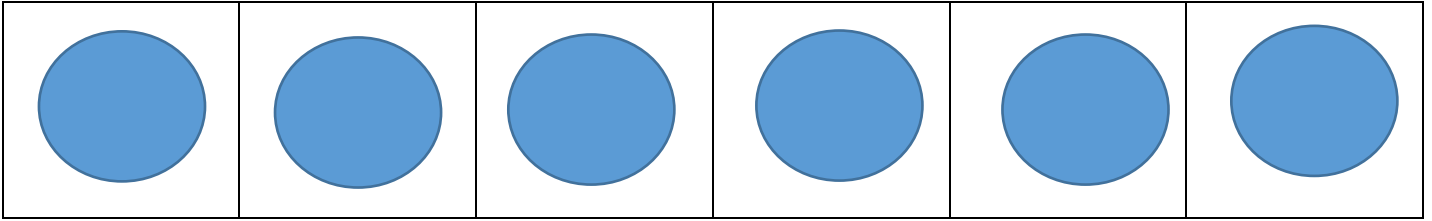
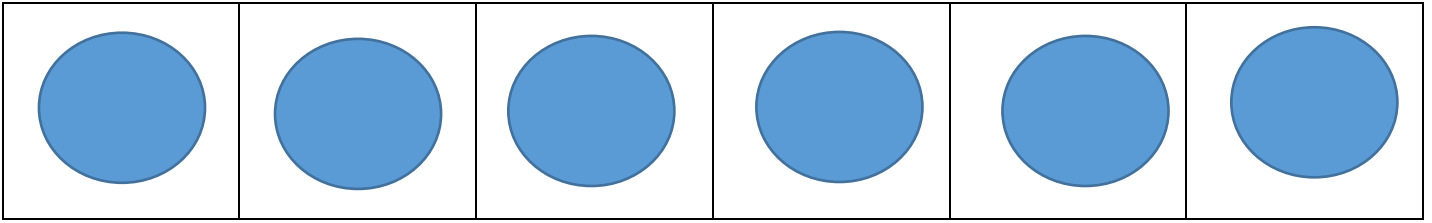
mug


red

Challenge: Can you spell a word to match one of the other pictures?



Use the sheet to write your name 5 times. Make sure you include every letter.







With a grown up, look at the picture. Talk about which sound it starts with. Read both sounds and circle the correct one. Remember to use the sound, rather than the letter name.

b



~~e~~

o



a

d



b

s



h

s



f

c



o

b



p

t



f

v



c

d



g

e



j

h



y



j



i

j



f

v



u

h



m

x



o

g



p

s



z

r



q

y



g

a



w

c




t

r








l



What can you see six of?





four

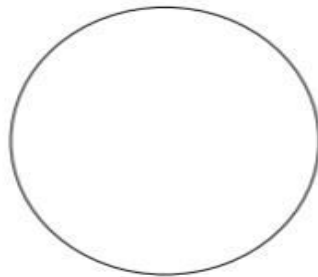
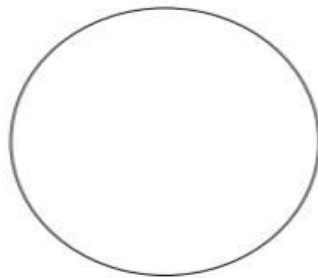
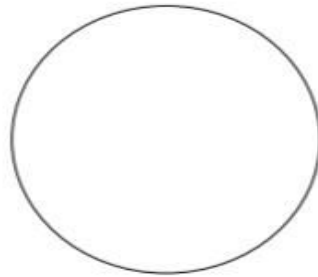
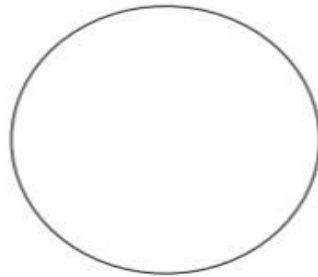
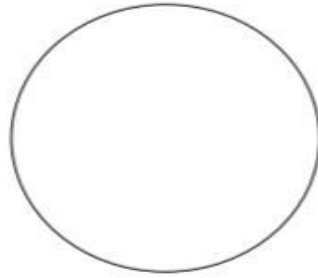
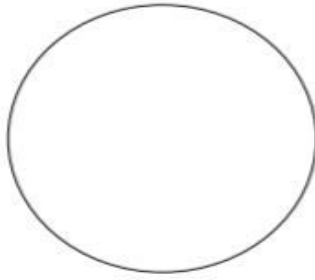
six

two

five

three

one



6

5

4

3






2






1








Initial Sounds

Write the initial sound to match the picture.


				


				

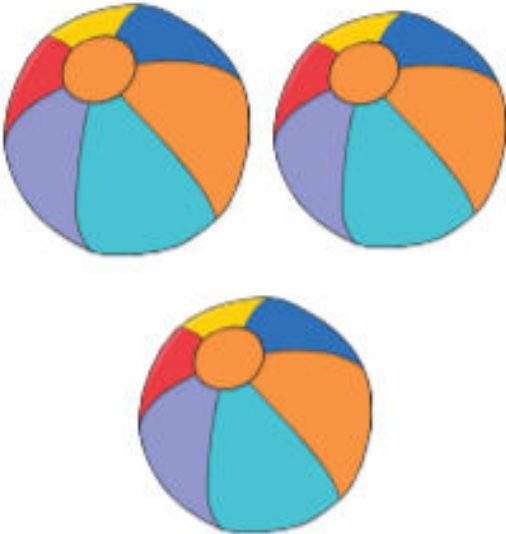



Maths Extra Sheets:

Count the pictures and put a circle around the correct number.

		
4	5	1

		
5	2	3

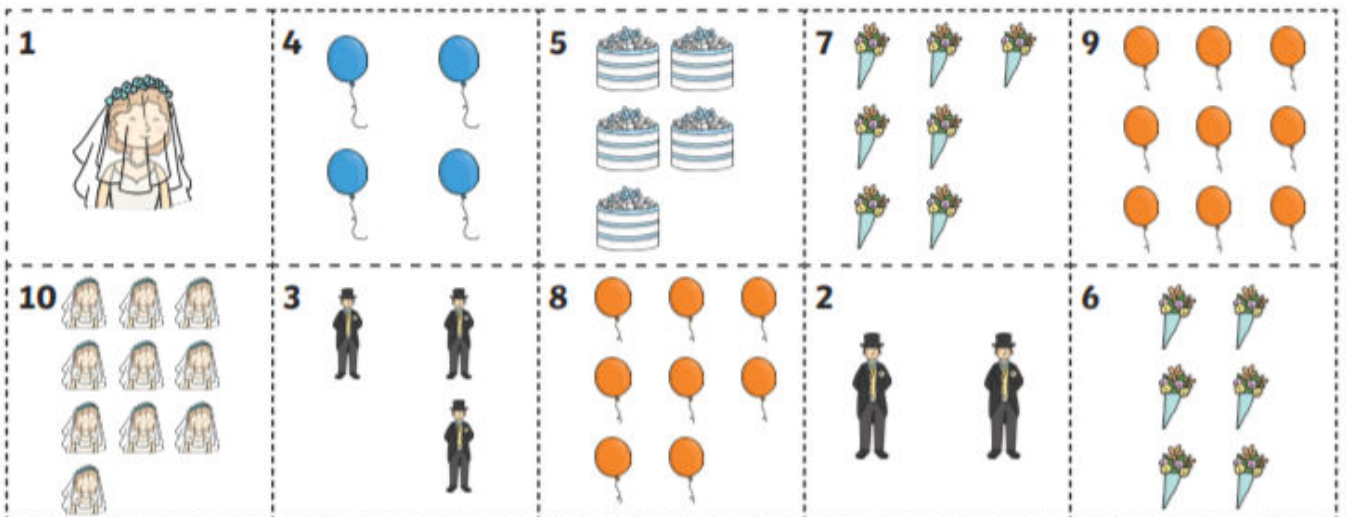
		
5	1	3

		
7	4	8







Cut out the images and stick them down in the correct order on the boxes at the bottom.

1	2	3	4	5
6	7	8	9	10





Look Say Cover Write Numbers 1 - 10

  Look and Say	Look, Say and Trace 	Cover and Write 
1	1	
2	2	
3	3	
4	4	
5	5	
6	6	
7	7	
8	8	
9	9	
10	10	



Cut and Stick Number Ordering (1-10)

Cut out the images below. Stick them in the correct order above.

